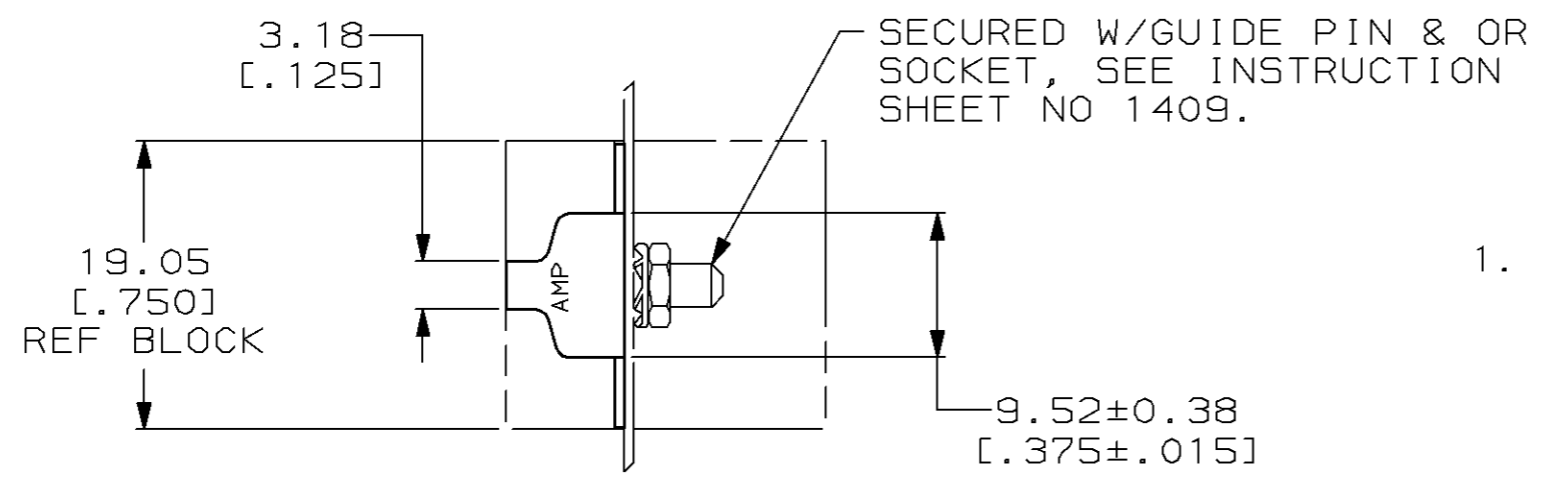
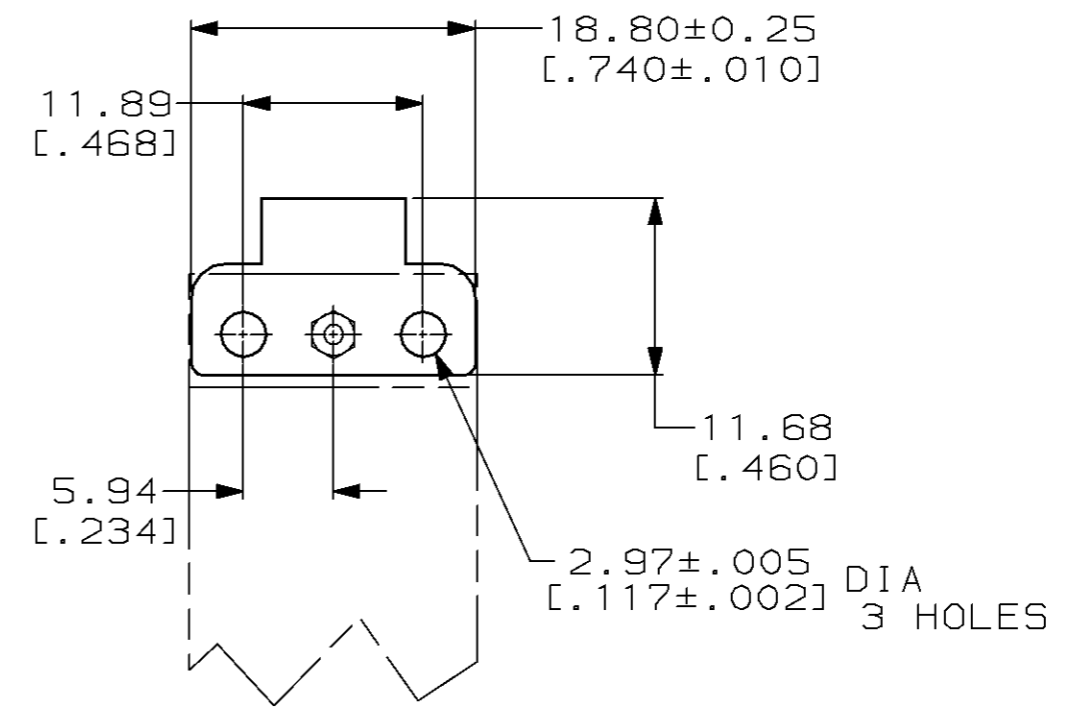
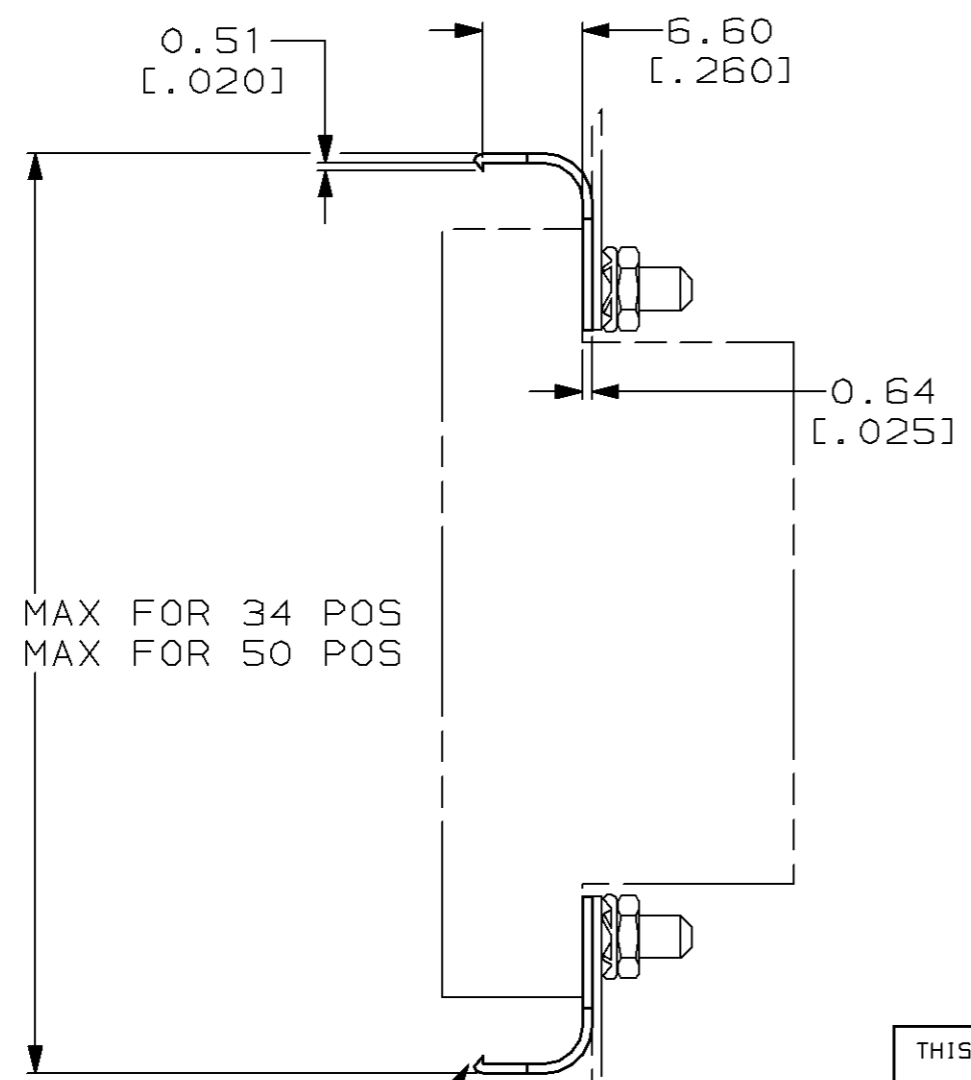


THIS DRAWING IS UNPUBLISHED. RELEASED FOR PUBLICATION, 19 .
 © COPYRIGHT 19 BY AMP INCORPORATED. ALL RIGHTS RESERVED.

LOC	DIST	REVISIONS			
P	LTR	DESCRIPTION	DATE	DWN	APVD
FT	8				
	D	REDRAWN W/O CHANGE PER EC 0020-287-96	05 JUN 96	-	-



1. FOR MATING PART (LOCKING SPRING) SEE CUSTOMER DWG 201925.



201926-1
 PART NUMBER

THIS DRAWING IS A CONTROLLED DOCUMENT.		DWN C. REIFSNYDER 05 JUN 96	AMP AMP Incorporated Harrisburg, PA 17105-3608
DIMENSIONS: mm [INCHES]		CHK R. STONE 18 JUL 96	
TOLERANCES UNLESS OTHERWISE SPECIFIED:		APVD G. A. STEINHAUER 24 JUL 96	NAME LOCKING SPRING CATCH KIT, UNASSEMBLED, FOR 34 & 50 POSITION BLOCKS, M SERIES
0 PLC ±-		PRODUCT SPEC	
1 PLC ±-		APPLICATION SPEC	SIZE A3
2 PLC ±0.13 [.005]		WEIGHT	CAGE CODE 00779
3 PLC ±-		CUSTOMER DRAWING	DRAWING NO C-201926
4 PLC ±-			SCALE 2:1
ANGLES ±-			SHEET 1 OF 1
MATERIAL STAINLESS STEEL	FINISH -		REV D

LOCKING SPRING 2 EA
 PANEL